
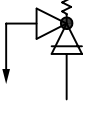

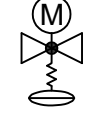

















Legende

| | | | |
|--|------------------------------|--|--|
|  | Heizung Vorlauf |  | Eck-Sicherheitsventil (federbelastet) |
|  | Heizung Rücklauf |  | Druckunabhängiges Regelventil (Kombi-Volumenstrom-Regelventil) |
|  | 2-Wege-Regelventil |  | Druckanzeige (Manometer) |
|  | Kessel Füll- und Entleerhahn |  | Temperaturanzeige (Thermometer) Temperaturregler (Temperaturfühler) |
|  | Kugelhahn |  | |
|  | Pumpe |  | Sicherheitstemperaturwächter max. |
|  | Rückschlagklappe |  | |
|  | Strangreguliertventil |  | Membranausdehnungsgefäß |
|  | Rohrentlüfter | | |
|  | Schmutzfänger | | |
|  | Wärmemengenzähler | | |